


Fit / Remove Counter Weight (300w & 500d Note / Wave Pedestals)



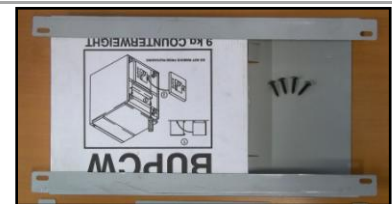
Fitting Instructions:

The Counterweight is fitted from inside the unit. The Counterweight is placed inside the sleeve & the sleeve is fitted using four cross cut screws.


WVCW

(Counterweight Pack)

- 1 x Counter Weight (BUPCW)
- 1 x Zintec Sleeve (WV2019N)
- 4 x Screws (80100530)



Fit / Remove Counter Weight (700d Note / Wave Pedestals)



Fitting Instructions:

The Counterweight is fitted from inside the unit. The Counterweight is placed inside the sleeve. The freestanding rail is placed inside the unit with the sleeve positioned between the rear upright & the rail. The sleeve is fitted using four cross cut screws.

PCBNWA420W

(Counterweight Pack)

- 1 x Counter Weight (BUPCW)
- 1 x Zintec Sleeve (WV2019N)
- 4 x Screws (80100530)
- 1 x 775D 420w Counter Weight Rail

